







-  River 1700 ft
-  Road to Pond
-  Road to River
-  Power Line 1
-  Road / Trail
-  Boundary